

Regional Integration in the World in Opinion of the G-7, Mexico and Spain Societies



June of 2005

TABLE OF CONTENTS

SECTION I	INTRODUCTION
SECTION II	JUSTIFICATION
SECTION III	RESEARCH OBJECTIVES
SECTION IV	APPROACH AND DELIMITATION OF THE PROBLEM
SECTION V	CONCEPTUAL FRAMEWORK
SECTION VI	HYPOTHESIS FORMULATION
SECTION VII	EMPIRICAL OR QUALITATIVE TEST OF THE HYPOTHESIS
SECTION VIII	FINDINGS
SECTION IX	CONCLUSIONS AND NEW RESEARCH AGENDA
SECTION X	BIBLIOGRAPHY



SECTION I

INTRODUCTION

The present research work attempts to contribute, after 10 years (at the time of the survey fieldwork carried out in the year 2005) since the North America Free Trade Agreement (NAFTA) came into effect, to the knowledge of which the citizen perceptions are regarding to the benefits reached up to now by the NAFTA and the disposition and availability to build a Community of North America. In the same study is included the opinion of the American and Canadian citizenships in order to observe the coincidences and divergences with the Mexicans.

Finally, there were included societies of developed countries with experience in processes of integration with the purpose to capture the evolution of their own experience, and their conception of the performance and future of the countries that would join in the Community of North America.

For it, 4 questions were formulated like study axes, which are: 1- Is Mexican society aware of the results thus far obtained in the NAFTA?, 2- How willing are the Mexicans to transcend on the way to the North American Community?, 3- What perceptions have the other two societies of the region of North America with regard to the creation and convenience of the NAFTA and of the Trinational North American Community?, and 4- What perception have other developed societies belonging to other economic blocks with respect to the NAFTA and the Trinational North American Community according to their own experiences of regional integration?



To carry out the study, IMO conducted a national survey in Mexico and the countries of: Canada, United States of America, Germany, France, Spain, United Kingdom, Italy and Japan.

A sample design was elaborated to represent statistically a national survey in each country.

The interviews were at homes by telephone to people aged 15 and over.

The particularities of the sample design are presented in an appendix that can be consulted in the website of IMO.

SURVEY APPLICATION: June of 2005 in the 9 countries.

REPRESENTATIVE COUNTRIES, SIZE AND SAMPLING TECHNIQUE:

COUNTRY	CASES	SAMPLING TECHNIQUE	PHONE COVERAGE AT HOMES
MEXICO	600 effective cases	Stratified Random Sampling	36%
UNITED STATES	492 effective cases	Stratified Random Subsampling	97%
CANADA	484 effective cases	Stratified Random Sampling	98%
UNITED KINGDOM	496 effective cases	Stratified Random Subsampling	96%
FRANCE	482 effective cases	Stratified Random Sampling	98%
SPAIN	488 effective cases	Stratified Random Sampling	91%
GERMANY	492 effective cases	Stratified Random Subsampling	99%
ITALY	500 effective cases	Stratified Random Sampling	82%
JAPAN	400 effective cases	Random Subsampling	87%
TOTAL	2,700		

STATISTICAL RELIABILITY: 90%	STATISTICAL ERROR DEGREE: ± 4%
-------------------------------------	---------------------------------------

The content of the study covers in addition to this introduction, the following sections: Justification, Research Objectives, Approach and Delimitation of the Problem, Theoretical / Conceptual Framework, Hypothesis Formulation, Empirical Test, Conclusions and New Agenda of Research and Bibliography.



SECTION II

JUSTIFICATION

In Mexico, since the 10 years of the North America Free Trade Agreement (at the time of the survey fieldwork carried out in the year 2005), it has began to set out new alternatives of economic development having a parallel process in the world context of globalization and the configuration of regional economic blocks.

The present study has various benefits, the most important are:

- To achieve an objective understanding of the thought of the most developed societies in the world in light of its own experience in regional integration processes for the construction of the Trinational North American Community.
- The study permits to know comparatively with Mexico, the evaluation on the prominent aspects of the life of the countries as result of the integration like: the standard of living, education, health, public security.
- It contrasts the opinions of the 3 countries that join together the NAFTA on the benefits and beneficiaries in comparison to those of the 6 remainder countries.
- It allows to know the opinion of the Mexican society on the convenience to consolidate the NAFTA toward a Trinational North American Community and its decision to integrate it, as well as the availability of the other two (Canadian and American societies) by advancing in that same direction.



SECTION III

RESEARCH OBJECTIVES

The country needs to take a transcendental step in matter of integration, there are a variety of directions to carry out it, and this work tries to respond to the following questions.

- 1- Is Mexican society aware of the results thus far obtained in the NAFTA?
- 2- How willing are the Mexicans to transcend on the way to the North American Community?
- 3- What perceptions have the other two societies of the region of North America with regard to the creation and convenience of the NAFTA and of the Trinational North American Community?
- 4- What perceptions have other developed societies belonging to other economic blocks with respect to the NAFTA and the Trinational North American Community according to their own experiences of regional integration?



SECTION IV

APPROACH AND DELIMITATION OF THE PROBLEM

In the democratic societies, there are divergent and different opinions, Mexico is not the exception, in the specific theme of the NAFTA, there have been existed voices which still express and even demand a in-depth review of the NAFTA, as a result of the productive sector of the internal economy, especially the micro and small business, which have perceived themselves damaged by the abovementioned treaty. Others consider all the opposite, that the Mexican economy has been benefited, even arguing that should be passed to a second phase of greater integration. In a study brought to light recently is considered that exists 3 challenges that face the 3 countries in a common way and that must be their motor axis from which should rotate the new phase of economic integration: 1) National Security, 2) Competitiveness of the region and 3) Interest by a more homogeneous development.

In view of these opposing visions, the IMO thought that was oportune the carrying out of an empirical study, that is to say, the application of a survey in the three countries conforming the NAFTA and as a mean of enrichment for the investigation, there were collected the opinions of the citizens of other six developed countries, five of which belong to the European Union and Japan.



SECTION V

CONCEPTUAL FRAMEWORK

In matter of the public opinion measurement in geographical areas of the world, in which there are developing processes of integration, the value of those investigations has diverse benefits.

One of them is the auscultation before or ex-post in front of the governments' decisions, each one in particular and as well in the decisions making in block by the economically integrated area.

Finally, these studies carried out periodically permit to appreciate the tendencies or evolution of the favorable or unfavorable attitudes towards the integration.

The implementation of this type of studies in the concrete space of the NAFTA has not been carried out in a systematic way, but obeys to specific joints or to private initiatives of isolated type; but it can be indicated, in general terms, the lack of studies that satisfy the previously mentioned aspects.

On the other hand is observed that these public opinion studies type oriented to examine the regional integration of the European Union, have been since 1994, a six-monthly study in the different countries that form it, what has allowed better decisions for the governments and a better understanding among the different communities that have in common to be citizens of the European Union.



As attempts in Mexico on this theme, some studies are: “Public Opinion and Foreign Policy in Mexico and the United States: A Comparative Study” of the Centro de Investigación y Docencia Económicas (CIDE) and Consejo Mexicano de Asuntos Internacionales (COMEXI), and the Chicago Council on Foreign Relations, which is limited to two countries of the area, “Which way does the Pendulum of History swing?” and “The Mexican and Spaniard societies give their opinion on the Latin American and European Union relations” of the Institute of Marketing and Opinion (IMO).

In turn of the NAFTA integration process, evaluations have arisen on the first 10 years of operation that permit to project in the future the possible roads that is delimited to continue in order to fortify the economic area of North America.

In this context the document was presented recently: “Building of the North American Community”, which represents a report elaborated by the independent group of work on the future of North America, sponsored by the Council on Foreign Relations, The Mexican Council of International Issues and the Canadian Council of Chief Executives.

This report proposes that to establish an agenda for the future of the region a Community of North America is created to increase the security, prosperity and the opportunities for all the citizens of North America.



The proposal starts from the identification of three common challenges for the three countries:

1. National Security
2. Increasing of the Regional Competitiveness
3. The existence of a common Interest by a more homogeneous development of the region.

The recommendations presented by the report to achieve the construction of the North American Community before the 2010 are:

a) Toward a more secure North America.

It is included in this field to achieve, establishing a security perimeter for the year 2010, developing a North America border pass, developing an unified North American border action plan, and expanding border infrastructure. From the 2010, lay the groundwork for the freer flow of people within North America.

b) Law enforcement and military cooperation.

Increase information and intelligence-sharing cooperation at the local and national levels.

c) Spread the benefits of economic development

It is recommended to intensify Mexico efforts by accelerating its economic development, the establishment of an investment fund for infrastructure and human capital in North America and enhancing the capacity of the North American Development Bank.



d) Spread the benefits of economic development.

By means of a strategy in order to ensure the fullest development of North America's energy resources and achieving an accord on natural resources of North America.

e) Creating a North American economic space.

Through the Adoption of a common external tariff. Also, it is suggested a review of those sectors that were excluded or those aspects that have not been fully implemented, the establishment of a permanent tribunal for North American dispute resolution, and the establishment of a joint approach to unfair trade practices.

f) Adopt a North American Approach to Regulation.

Guaranteeing the rapid application of the regulatory action plan for North America and indicating the priority sectors for early actions.

g) Implement Labor Mobility within North America.

By looking to expand temporary migrant worker programs and to implement the social security totalization agreement negotiated between the United States and Mexico.

h) Support a North American Education Program

By creating a major scholarship fund for undergraduate and graduate students to study in the other North American countries and learning the region's three languages, developing a network of centers for North American studies, developing teacher exchange and training programs for elementary and secondary school teachers, and developing "sister school" and student exchange programs.



Finally, one of the basic premises that have been presented for the theoretical as practical levels -European Union- is the democratic development of the nations within it; in such degree is considered the democratic status of a country that the breaking of that democracy is the cause for the exclusion of the group.

The most minimum formal criterion to take on the basis for what could be distinguishing a democracy from a not-democracy according to Michelangelo Bovero, is represented: "... by the free, equal, and universal vote. It can be said that there is democracy only if: a) all those to which the political decisions will be directed (laws, decrees, regulations, etc.) have the right to participate, direct or indirectly, in the same decision process; b) the vote of each one counts (or better said, weighs) in an equal way than each one of everyone else; c) each vote is turned out of a free, individual decision away of material and moral conditioning that would be able to annul the possibility and the capacity itself of the individuals selection, for example: the states in which the vote is universal and equal, and really permits power alternations, but an important segment of its population lives in conditions of extreme poverty or of lack of accurate political information, they cannot be considered fully democratic because the vote of these partial citizens is easily bought or manipulated and distorted".



SECTION VI

HYPOTHESIS FORMULATION

After ten years of the NAFTA started into effect, the Mexican society knows in general terms about the NAFTA and, from all the treaties that our country has signed, it is the one that is more in its mind evaluating, positive or negatively, the effects of this economic integration.

The Mexicans have shown in previous surveys that prefer a close relation with United States of America than with any other region of the world, advising to their government a greater approach. This is reinforced when is considered that the construction of a North American Community would improve the free traffic of its people in its interior, which is now more complicated than the flow of people between Canada and United States of America.

The American society is not as much interested as the Mexican in the building of the North American Community. In general, the developed countries consider that the obstacles are greater than the incentives for the development of a community, at least in view of the type of the European Union style. Meanwhile, small divergence is presented in the matter of economic development among the regions integrating it.

Among the main obstacles could be pointed out the focus of national security of the United States of America and the design of common energy policies where Canada and Mexico have world strategic reserves.



SECTION VII

EMPIRICAL TEST OF THE HYPOTHESIS SURVEY FINDINGS

With the purpose to verify the established hypothesis, it was applied a quantitative study in: Mexico, Canada, United States of America, Germany, Italy, United Kingdom, France, Spain and Japan.

The obtained results are shown in the following pages.

According to the results of the survey, the explained hypotheses were supported in the collected results.












SECCION VIII










FINDINGS












WITH REGARD TO THE PERIOD SINCE [COUNTRY] BECAME A MEMBER OF THE [REGIONAL INTEGRATION PROJECT]¹, HOW WOULD YOU EVALUATE IN GENERAL TERMS THE RESULTS OBTAINED BY YOUR COUNTRY?

 MEXICO		 USA		 CANADA	
EXCELLENT	3.4%	EXCELLENT	4.1%	EXCELLENT	3.7%
GOOD	46.9%	GOOD	29.3%	GOOD	28.4%
BAD	33.1%	BAD	8.5%	BAD	7.0%
VERY BAD	5.4%	VERY BAD	1.6%	VERY BAD	3.7%
I DON'T KNOW	5.8%	I DON'T KNOW	4.5%	I DON'T KNOW	5.9%
NO ANSWER	5.2%	NO ANSWER	52.0%	NO ANSWER	51.2%
 UNITED KINGDOM		 FRANCE		 SPAIN	
EXCELLENT	2.8%	EXCELLENT	4.3%	EXCELLENT	7.7%
GOOD	52.5%	GOOD	46.8%	GOOD	65.5%
BAD	24.6%	BAD	18.0%	BAD	19.2%
VERY BAD	5.0%	VERY BAD	21.8%	VERY BAD	1.4%
I DON'T KNOW	14.7%	I DON'T KNOW	9.1%	I DON'T KNOW	6.3%
NO ANSWER	0.4%				
 GERMANY		 ITALY		 JAPAN	
EXCELLENT	3.2%	EXCELLENT	3.8%	EXCELLENT	1.6%
GOOD	65.3%	GOOD	43.4%	GOOD	22.6%
BAD	22.9%	BAD	32.6%	BAD	5.7%
VERY BAD	1.6%	VERY BAD	11.9%	VERY BAD	0.9%
I DON'T KNOW	6.5%	I DON'T KNOW	7.5%	I DON'T KNOW	69.2%
NO ANSWER	0.4%	NO ANSWER	0.9%		










IN WHICH OF THE FOLLOWING SUBJECTS WOULD YOU SAY THAT YOUR COUNTRY HAS OBTAINED THE BEST RESULTS AS A MEMBER OF [REGIONAL INTEGRATION PROJECT]?

 MEXICO		 USA		 CANADA	
GENERATING EMPLOYMENT	15.8%	GENERATING EMPLOYMENT	8.9%	GENERATING EMPLOYMENT	4.8%
BORDER CONTROL	7.3%	BORDER CONTROL	5.3%	BORDER CONTROL	3.3%
ATTRACTING INVESTMENTS	12.7%	ATTRACTING INVESTMENTS	6.9%	ATTRACTING INVESTMENTS	3.3%
FREE MOVEMENT OF PEOPLE (MIGRATION)	11.6%	FREE MOVEMENT OF PEOPLE (MIGRATION)	4.9%	FREE MOVEMENT OF PEOPLE (MIGRATION)	6.9%
FREE MOVEMENT OF GOODS	23.3%	FREE MOVEMENT OF GOODS	12.6%	FREE MOVEMENT OF GOODS	14.8%
ENVIRONMENTAL PROTECTION	11.0%	ENVIRONMENTAL PROTECTION	4.1%	ENVIRONMENTAL PROTECTION	8.9%
NO ANSWER	18.3%	NO ANSWER	57.3%	NO ANSWER	58.1%
 UNITED KINGDOM		 FRANCE		 SPAIN	
GENERATING EMPLOYMENT	21.2%	GENERATING EMPLOYMENT	12.7%	GENERATING EMPLOYMENT	20.2%
BORDER CONTROL	2.8%	BORDER CONTROL	11.2%	BORDER CONTROL	5.6%
ATTRACTING INVESTMENTS	8.7%	ATTRACTING INVESTMENTS	2.3%	ATTRACTING INVESTMENTS	11.3%
FREE MOVEMENT OF PEOPLE (MIGRATION)	25.2%	FREE MOVEMENT OF PEOPLE (MIGRATION)	32.3%	FREE MOVEMENT OF PEOPLE (MIGRATION)	22.9%
FREE MOVEMENT OF GOODS	22.4%	FREE MOVEMENT OF GOODS	18.5%	FREE MOVEMENT OF GOODS	10.6%
ENVIRONMENTAL PROTECTION	10.3%	ENVIRONMENTAL PROTECTION	20.5%	ENVIRONMENTAL PROTECTION	11.3%
NO ANSWER	9.5%	NO ANSWER	2.5%	NO ANSWER	18.1%
 GERMANY		 ITALY		 JAPAN	
GENERATING EMPLOYMENT	2.2%	GENERATING EMPLOYMENT	4.5%	GENERATING EMPLOYMENT	7.1%
BORDER CONTROL	9.4%	BORDER CONTROL	4.5%	BORDER CONTROL	9.9%
ATTRACTING INVESTMENTS	4.0%	ATTRACTING INVESTMENTS	7.5%	ATTRACTING INVESTMENTS	9.0%
FREE MOVEMENT OF PEOPLE (MIGRATION)	19.8%	FREE MOVEMENT OF PEOPLE (MIGRATION)	36.3%	FREE MOVEMENT OF PEOPLE (MIGRATION)	5.9%
FREE MOVEMENT OF GOODS	18.7%	FREE MOVEMENT OF GOODS	27.0%	FREE MOVEMENT OF GOODS	32.0%
ENVIRONMENTAL PROTECTION	39.3%	ENVIRONMENTAL PROTECTION	8.3%	ENVIRONMENTAL PROTECTION	15.7%
NO ANSWER	6.5%	NO ANSWER	11.9%	NO ANSWER	20.3%

AND IN WHICH OF THE SUBJECTS HAS YOUR COUNTRY OBTAINED THE WORST RESULTS?










 MEXICO		 USA		 CANADA	
GENERATING EMPLOYMENT	36.5%	GENERATING EMPLOYMENT	10.2%	GENERATING EMPLOYMENT	12.7%
BORDER CONTROL	23.6%	BORDER CONTROL	11.0%	BORDER CONTROL	5.6%
ATTRACTING INVESTMENTS	3.5%	ATTRACTING INVESTMENTS	1.2%	ATTRACTING INVESTMENTS	2.4%
FREE MOVEMENT OF PEOPLE (MIGRATION)	17.4%	FREE MOVEMENT OF PEOPLE (MIGRATION)	11.0%	FREE MOVEMENT OF PEOPLE (MIGRATION)	4.2%
FREE MOVEMENT OF GOODS	2.3%	FREE MOVEMENT OF GOODS	1.2%	FREE MOVEMENT OF GOODS	5.2%
ENVIRONMENTAL PROTECTION	7.6%	ENVIRONMENTAL PROTECTION	8.1%	ENVIRONMENTAL PROTECTION	11.2%
NO ANSWER	9.2%	NO ANSWER	57.3%	NO ANSWER	58.6%
 UNITED KINGDOM		 FRANCE		 SPAIN	
GENERATING EMPLOYMENT	10.3%	GENERATING EMPLOYMENT	56.7%	GENERATING EMPLOYMENT	20.0%
BORDER CONTROL	31.1%	BORDER CONTROL	6.9%	BORDER CONTROL	14.6%
ATTRACTING INVESTMENTS	4.8%	ATTRACTING INVESTMENTS	6.9%	ATTRACTING INVESTMENTS	8.2%
FREE MOVEMENT OF PEOPLE (MIGRATION)	24.3%	FREE MOVEMENT OF PEOPLE (MIGRATION)	9.2%	FREE MOVEMENT OF PEOPLE (MIGRATION)	11.6%
FREE MOVEMENT OF GOODS	1.6%	FREE MOVEMENT OF GOODS	3.6%	FREE MOVEMENT OF GOODS	5.0%
ENVIRONMENTAL PROTECTION	20.3%	ENVIRONMENTAL PROTECTION	14.2%	ENVIRONMENTAL PROTECTION	14.5%
NO ANSWER	7.6%	NO ANSWER	2.5%	NO ANSWER	26.1%
 GERMANY		 ITALY		 JAPAN	
GENERATING EMPLOYMENT	79.6%	GENERATING EMPLOYMENT	49.6%	GENERATING EMPLOYMENT	11.0%
BORDER CONTROL	1.7%	BORDER CONTROL	12.8%	BORDER CONTROL	19.4%
ATTRACTING INVESTMENTS	5.3%	ATTRACTING INVESTMENTS	12.4%	ATTRACTING INVESTMENTS	5.5%
FREE MOVEMENT OF PEOPLE (MIGRATION)	4.6%	FREE MOVEMENT OF PEOPLE (MIGRATION)	7.9%	FREE MOVEMENT OF PEOPLE (MIGRATION)	11.8%
FREE MOVEMENT OF GOODS	0.4%	FREE MOVEMENT OF GOODS	4.1%	FREE MOVEMENT OF GOODS	4.7%
ENVIRONMENTAL PROTECTION	2.4%	ENVIRONMENTAL PROTECTION	5.0%	ENVIRONMENTAL PROTECTION	25.2%
NO ANSWER	6.1%	NO ANSWER	8.3%	NO ANSWER	22.4%

DO YOU PERSONALLY CONSIDER THAT YOUR QUALITY OF LIFE OR YOUR FAMILY'S QUALITY OF LIFE HAS IMPROVED?

 MEXICO		 USA		 CANADA	
YES	37.1%	YES	26.0%	YES	20.4%
NO	61.3%	NO	21.5%	NO	27.5%
NO ANSWER	1.5%	NO ANSWER	52.4%	NO ANSWER	52.2%
 UNITED KINGDOM		 FRANCE		 SPAIN	
YES	30.5%	YES	22.9%	YES	37.2%
NO	67.9%	NO	76.6%	NO	61.8%
NO ANSWER	1.6%	NO ANSWER	0.5%	NO ANSWER	1.0%
 GERMANY		 ITALY		 JAPAN	
YES	39.3%	YES	10.1%	YES	10.7%
NO	57.7%	NO	87.5%	NO	85.8%
NO ANSWER	3.0%	NO ANSWER	2.5%	NO ANSWER	3.5%












DO YOU FEEL MORE SOLIDARITY WITH [REGIONAL INTEGRATION PROJECT] MEMBER STATES IN THE FACE OF AN INTERNATIONAL CONFLICT SITUATION?

 MEXICO		 USA		 CANADA	
YES	47.0%	YES	27.6%	YES	26.2%
NO	51.2%	NO	17.9%	NO	21.2%
NO ANSWER	1.8%	NO ANSWER	54.5%	NO ANSWER	52.7%
 UNITED KINGDOM		 FRANCE		 SPAIN	
YES	41.7%	YES	64.5%	YES	54.3%
NO	56.7%	NO	34.8%	NO	42.8%
NO ANSWER	1.6%	NO ANSWER	0.7%	NO ANSWER	2.9%
 GERMANY		 ITALY		 JAPAN	
YES	63.0%	YES	52.2%	YES	48.9%
NO	34.7%	NO	42.9%	NO	41.9%
NO ANSWER	2.4%	NO ANSWER	4.9%	NO ANSWER	9.2%












NOWADAYS THE WORLD IS UNDERGOING A PROCESS OF ECONOMIC GLOBALIZATION, WITH THE INTEGRATION OF THREE BIG REGIONAL ORGANISATIONS: THE NORTH AMERICAN FREE TRADE AGREEMENT (NAFTA), THE EUROPEAN UNION (EU) AND THE ASIA-PACIFIC ECONOMIC COOPERATION (APEC); WHICH ONE DO YOU THINK IS OBTAINING THE BEST ECONOMIC RESULTS?:

 MEXICO		 USA		 CANADA	
NAFTA	31.4%	NAFTA	12.2%	NAFTA	11.5%
EU	31.0%	EU	15.9%	EU	18.5%
APEC	20.7%	APEC	8.1%	APEC	8.6%
I DON'T KNOW	14.6%	I DON'T KNOW	11.4%	I DON'T KNOW	10.9%
NO ANSWER	2.4%	NO ANSWER	52.4%	NO ANSWER	50.4%
 UNITED KINGDOM		 FRANCE		 SPAIN	
NAFTA	20.0%	NAFTA	21.0%	NAFTA	16.8%
EU	11.0%	EU	17.3%	EU	28.8%
APEC	24.0%	APEC	30.9%	APEC	8.8%
I DON'T KNOW	44.6%	I DON'T KNOW	30.8%	I DON'T KNOW	44.9%
NO ANSWER	0.4%			NO ANSWER	0.7%
 GERMANY		 ITALY		 JAPAN	
NAFTA	25.5%	NAFTA	27.0%	NAFTA	8.2%
EU	18.9%	EU	11.3%	EU	56.9%
APEC	36.0%	APEC	28.2%	APEC	7.6%
I DON'T KNOW	19.6%	I DON'T KNOW	33.4%	I DON'T KNOW	25.3%
				NO ANSWER	1.9%












REGARDING NAFTA, ACCORDING TO WHAT YOU'VE SEEN OR HEARD, WHICH OF THE THREE COUNTRIES HAS OBTAINED MORE BENEFITS THROUGH THE AGREEMENT?










 MEXICO		 USA		 CANADA	
UNITED STATES	83.9%	UNITED STATES	18.7%	UNITED STATES	31.2%
CANADA	4.2%	CANADA	4.5%	CANADA	5.4%
MEXICO	8.5%	MEXICO	20.3%	MEXICO	8.9%
I DON'T KNOW	2.5%	I DON'T KNOW	4.5%	I DON'T KNOW	3.4%
NO ANSWER	0.9%	NO ANSWER	52.0%	NO ANSWER	51.2%
 UNITED KINGDOM		 FRANCE		 SPAIN	
UNITED STATES	39.2%	UNITED STATES	47.0%	UNITED STATES	56.0%
CANADA	5.5%	CANADA	14.5%	CANADA	3.6%
MEXICO	6.3%	MEXICO	4.0%	MEXICO	11.2%
I DON'T KNOW	48.6%	I DON'T KNOW	34.1%	I DON'T KNOW	29.1%
NO ANSWER	0.4%	NO ANSWER	0.4%		
 GERMANY		 ITALY		 JAPAN	
UNITED STATES	51.1%	UNITED STATES	45.3%	UNITED STATES	67.1%
CANADA	19.4%	CANADA	7.6%	CANADA	8.3%
MEXICO	5.6%	MEXICO	3.1%	MEXICO	4.5%
I DON'T KNOW	23.9%	I DON'T KNOW	43.0%	I DON'T KNOW	17.6%
		NO ANSWER	0.9%	NO ANSWER	2.5%



AND WHICH COUNTRY HAS OBTAINED THE LEAST BENEFITS?










 MEXICO		 USA		 CANADA	
UNITED STATES	3.1%	UNITED STATES	13.4%	UNITED STATES	1.9%
CANADA	5.8%	CANADA	11.4%	CANADA	8.7%
MEXICO	88.5%	MEXICO	18.3%	MEXICO	40.1%
I DON'T KNOW	2.7%	I DON'T KNOW	5.3%	I DON'T KNOW	48.9%
		NO ANSWER	51.6%	NO ANSWER	0.4%
 UNITED KINGDOM		 FRANCE		 SPAIN	
UNITED STATES	1.9%	UNITED STATES	1.1%	UNITED STATES	5.3%
CANADA	8.7%	CANADA	12.0%	CANADA	8.4%
MEXICO	40.1%	MEXICO	49.6%	MEXICO	52.4%
I DON'T KNOW	48.9%	I DON'T KNOW	36.6%	I DON'T KNOW	33.9%
NO ANSWER	0.4%	NO ANSWER	0.7%		
 GERMANY		 ITALY		 JAPAN	
UNITED STATES	7.1%	UNITED STATES	2.2%	UNITED STATES	2.9%
CANADA	2.2%	CANADA	3.1%	CANADA	15.0%
MEXICO	62.9%	MEXICO	48.5%	MEXICO	54.2%
I DON'T KNOW	26.0%	I DON'T KNOW	43.6%	I DON'T KNOW	25.8%
NO ANSWER	1.7%	NO ANSWER	2.6%	NO ANSWER	2.0%

DO YOU BELIEVE THAT THE MEMBER STATES OF NAFTA ARE READY TO ADVANCE IN THEIR PROCESS OF INTEGRATION TO BUILD A NORTH AMERICAN ECONOMIC AND SECURITY COMMUNITY?










 MEXICO		 USA		 CANADA	
YES	47.6%	YES	17.9%	YES	23.5%
NO	42.8%	NO	22.0%	NO	17.9%
I DON'T KNOW	8.4%	I DON'T KNOW	6.9%	I DON'T KNOW	7.8%
NO ANSWER	1.2%	NO ANSWER	53.3%	NO ANSWER	50.8%
 UNITED KINGDOM		 FRANCE		 SPAIN	
YES	16.1%	YES	20.5%	YES	39.1%
NO	25.5%	NO	23.7%	NO	30.4%
I DON'T KNOW	53.8%	I DON'T KNOW	55.5%	I DON'T KNOW	30.5%
NO ANSWER	4.5%	NO ANSWER	0.4%		
 GERMANY		 ITALY		 JAPAN	
YES	17.7%	YES	19.9%	YES	9.0%
NO	42.3%	NO	31.4%	NO	36.2%
I DON'T KNOW	39.1%	I DON'T KNOW	48.2%	I DON'T KNOW	50.1%
NO ANSWER	0.8%	NO ANSWER	0.6%	NO ANSWER	4.7%



WHAT'S THE MOST IMPORTANT ROLE TO DEVELOP FOR EACH ONE OF THE COUNTRIES THAT WISH TO INTEGRATE INTO A NORTH AMERICAN ECONOMIC AND SECURITY COMMUNITY?










 MEXICO		 USA		 CANADA	
CONSOLIDATED DEMOCRACY	17.7%	CONSOLIDATED DEMOCRACY	9.3%	CONSOLIDATED DEMOCRACY	6.3%
ECONOMIC STABILITY	43.9%	ECONOMIC STABILITY	17.9%	ECONOMIC STABILITY	17.8%
SIMILAR LEVELS OF SOCIAL WELFARE	15.3%	SIMILAR LEVELS OF SOCIAL WELFARE	9.8%	SIMILAR LEVELS OF SOCIAL WELFARE	16.1%
BORDER SECURITY	18.9%	BORDER SECURITY	9.3%	BORDER SECURITY	6.7%
NO ANSWER	4.2%	NO ANSWER	53.7%	NO ANSWER	53.1%
 UNITED KINGDOM		 FRANCE		 SPAIN	
CONSOLIDATED DEMOCRACY	11.4%	CONSOLIDATED DEMOCRACY	27.5%	CONSOLIDATED DEMOCRACY	21.3%
ECONOMIC STABILITY	34.1%	ECONOMIC STABILITY	27.0%	ECONOMIC STABILITY	29.1%
SIMILAR LEVELS OF SOCIAL WELFARE	28.2%	SIMILAR LEVELS OF SOCIAL WELFARE	33.4%	SIMILAR LEVELS OF SOCIAL WELFARE	30.3%
BORDER SECURITY	6.3%	BORDER SECURITY	9.6%	BORDER SECURITY	8.9%
NO ANSWER	20.0%	NO ANSWER	2.5%	NO ANSWER	10.5%
 GERMANY		 ITALY		 JAPAN	
CONSOLIDATED DEMOCRACY	41.3%	CONSOLIDATED DEMOCRACY	21.2%	CONSOLIDATED DEMOCRACY	5.9%
ECONOMIC STABILITY	34.2%	ECONOMIC STABILITY	37.1%	ECONOMIC STABILITY	38.4%
SIMILAR LEVELS OF SOCIAL WELFARE	16.8%	SIMILAR LEVELS OF SOCIAL WELFARE	19.3%	SIMILAR LEVELS OF SOCIAL WELFARE	19.4%
BORDER SECURITY	4.6%	BORDER SECURITY	5.3%	BORDER SECURITY	19.3%
NO ANSWER	3.1%	NO ANSWER	17.2%	NO ANSWER	17.1%

IN VIEW OF THE DIFFERENT PROCESSES OF INTEGRATION GOING ON IN THE WORLD, WHAT WOULD BE THE PROPER APPROACH FOR THE THREE NAFTA MEMBER STATES TO ADOPT IN ORDER TO BECOME A TRI-NATIONAL COMMUNITY OF NORTH AMERICA?










 MEXICO		 USA		 CANADA	
LIKE THE EUROPEAN UNION, WITH COMMON GOVERNMENTAL BODIES	46.7%	LIKE THE EUROPEAN UNION, WITH COMMON GOVERNMENTAL BODIES	12.2%	LIKE THE EUROPEAN UNION, WITH COMMON GOVERNMENTAL BODIES	10.9%
AN APPROACH WITH A MINIMAL STRUCTURE, FOCUSED ON THE RESOLUTION OF COMMON PROBLEMS	47.0%	AN APPROACH WITH A MINIMAL STRUCTURE, FOCUSED ON THE RESOLUTION OF COMMON PROBLEMS	25.6%	AN APPROACH WITH A MINIMAL STRUCTURE, FOCUSED ON THE RESOLUTION OF COMMON PROBLEMS	30.3%
NO ANSWER	6.3%	NO ANSWER	62.2%	NO ANSWER	58.8%
 UNITED KINGDOM		 FRANCE		 SPAIN	
LIKE THE EUROPEAN UNION, WITH COMMON GOVERNMENTAL BODIES	23.3%	LIKE THE EUROPEAN UNION, WITH COMMON GOVERNMENTAL BODIES	49.1%	LIKE THE EUROPEAN UNION, WITH COMMON GOVERNMENTAL BODIES	47.5%
AN APPROACH WITH A MINIMAL STRUCTURE, FOCUSED ON THE RESOLUTION OF COMMON PROBLEMS	53.6%	AN APPROACH WITH A MINIMAL STRUCTURE, FOCUSED ON THE RESOLUTION OF COMMON PROBLEMS	48.1%	AN APPROACH WITH A MINIMAL STRUCTURE, FOCUSED ON THE RESOLUTION OF COMMON PROBLEMS	29.1%
NO ANSWER	23.1%	NO ANSWER	2.8%	NO ANSWER	23.4%
 GERMANY		 ITALY		 JAPAN	
LIKE THE EUROPEAN UNION, WITH COMMON GOVERNMENTAL BODIES	35.8%	LIKE THE EUROPEAN UNION, WITH COMMON GOVERNMENTAL BODIES	45.9%	LIKE THE EUROPEAN UNION, WITH COMMON GOVERNMENTAL BODIES	25.9%
AN APPROACH WITH A MINIMAL STRUCTURE, FOCUSED ON THE RESOLUTION OF COMMON PROBLEMS	57.4%	AN APPROACH WITH A MINIMAL STRUCTURE, FOCUSED ON THE RESOLUTION OF COMMON PROBLEMS	34.7%	AN APPROACH WITH A MINIMAL STRUCTURE, FOCUSED ON THE RESOLUTION OF COMMON PROBLEMS	56.9%
NO ANSWER	6.8%	NO ANSWER	19.3%	NO ANSWER	17.3%



WHICH WOULD BE THE MOST DIFFICULT PROBLEM TO SOLVE IN ORDER TO ESTABLISH A NORTH AMERICAN ECONOMIC AND SECURITY COMMUNITY WITH COMMON BORDERS AND FREE MOVEMENT OF PEOPLE, GOODS AND CAPITAL?

 MEXICO		 USA		 CANADA	
THE UNITED STATES' FOCUS ON NATIONAL SECURITY	22.0%	THE UNITED STATES' FOCUS ON NATIONAL SECURITY	15.0%	THE UNITED STATES' FOCUS ON NATIONAL SECURITY	13.1%
UNEQUAL ECONOMIC DEVELOPMENT	48.9%	UNEQUAL ECONOMIC DEVELOPMENT	22.4%	UNEQUAL ECONOMIC DEVELOPMENT	16.5%
EXPLOITATION ENERGY RESOURCES (OIL, NATURAL GAS, ELECTRICITY, ETC.)	23.8%	EXPLOITATION ENERGY RESOURCES (OIL, NATURAL GAS, ELECTRICITY, ETC.)	6.9%	EXPLOITATION ENERGY RESOURCES (OIL, NATURAL GAS, ELECTRICITY, ETC.)	15.1%
NO ANSWER	5.3%	NO ANSWER	55.7%	NO ANSWER	55.3%
 UNITED KINGDOM		 FRANCE		 SPAIN	
THE UNITED STATES' FOCUS ON NATIONAL SECURITY	18.9%	THE UNITED STATES' FOCUS ON NATIONAL SECURITY	21.9%	THE UNITED STATES' FOCUS ON NATIONAL SECURITY	13.3%
UNEQUAL ECONOMIC DEVELOPMENT	27.2%	UNEQUAL ECONOMIC DEVELOPMENT	39.8%	UNEQUAL ECONOMIC DEVELOPMENT	53.3%
EXPLOITATION ENERGY RESOURCES (OIL, NATURAL GAS, ELECTRICITY, ETC.)	32.6%	EXPLOITATION ENERGY RESOURCES (OIL, NATURAL GAS, ELECTRICITY, ETC.)	35.9%	EXPLOITATION ENERGY RESOURCES (OIL, NATURAL GAS, ELECTRICITY, ETC.)	16.4%
NO ANSWER	21.3%	NO ANSWER	2.5%	NO ANSWER	16.9%
 GERMANY		 ITALY		 JAPAN	
THE UNITED STATES' FOCUS ON NATIONAL SECURITY	33.1%	THE UNITED STATES' FOCUS ON NATIONAL SECURITY	11.0%	THE UNITED STATES' FOCUS ON NATIONAL SECURITY	12.9%
UNEQUAL ECONOMIC DEVELOPMENT	40.3%	UNEQUAL ECONOMIC DEVELOPMENT	46.0%	UNEQUAL ECONOMIC DEVELOPMENT	56.9%
EXPLOITATION ENERGY RESOURCES (OIL, NATURAL GAS, ELECTRICITY, ETC.)	22.2%	EXPLOITATION ENERGY RESOURCES (OIL, NATURAL GAS, ELECTRICITY, ETC.)	19.0%	EXPLOITATION ENERGY RESOURCES (OIL, NATURAL GAS, ELECTRICITY, ETC.)	16.8%
NO ANSWER	4.4%	NO ANSWER	24.1%	NO ANSWER	13.4%

DO YOU THINK THE EUROPEAN UNION INTEGRATION PROCESS IS IN CRISIS DUE TO FRANCE AND HOLLAND'S REJECTION OF THE EUROPEAN CONSTITUTION OR DO YOU CONSIDER THIS FACT IRRELEVANT TO THE UNION'S PROGRESS REGARDING INTEGRATION?

 MEXICO		 USA		 CANADA	
YES, IT IS IN CRISIS	37.2%	YES, IT IS IN CRISIS	17.9%	YES, IT IS IN CRISIS	15.3%
IT IS NOT A MAJOR PROBLEM, INTEGRATION WILL CONTINUE	53.2%	IT IS NOT A MAJOR PROBLEM, INTEGRATION WILL CONTINUE	24.0%	IT IS NOT A MAJOR PROBLEM, INTEGRATION WILL CONTINUE	23.6%
NO ANSWER	9.6%	NO ANSWER	58.1%	NO ANSWER	61.1%
 UNITED KINGDOM		 FRANCE		 SPAIN	
YES, IT IS IN CRISIS	54.0%	YES, IT IS IN CRISIS	43.7%	YES, IT IS IN CRISIS	50.1%
IT IS NOT A MAJOR PROBLEM, INTEGRATION WILL CONTINUE	43.6%	IT IS NOT A MAJOR PROBLEM, INTEGRATION WILL CONTINUE	55.1%	IT IS NOT A MAJOR PROBLEM, INTEGRATION WILL CONTINUE	41.4%
NO ANSWER	2.4%	NO ANSWER	1.2%	NO ANSWER	8.6%
 GERMANY		 ITALY		 JAPAN	
YES, IT IS IN CRISIS	65.4%	YES, IT IS IN CRISIS	52.3%	YES, IT IS IN CRISIS	26.9%
IT IS NOT A MAJOR PROBLEM, INTEGRATION WILL CONTINUE	33.8%	IT IS NOT A MAJOR PROBLEM, INTEGRATION WILL CONTINUE	43.5%	IT IS NOT A MAJOR PROBLEM, INTEGRATION WILL CONTINUE	62.6%
NO ANSWER	0.7%	NO ANSWER	4.2%	NO ANSWER	10.5%

SECCION IX

CONCLUSIONS AND NEW RESEARCH AGENDA

ON THE REGIONAL INTEGRATION IN THE WORLD AND ON THE TRINATIONAL NORTH AMERICAN COMMUNITY

Of the 3 countries of North America, the Mexicans are the more optimistic about the integration of the North American Free Trade Agreement (NAFTA) (a 47%), while the Americans and Canadian are shown indifferent to the development of their free commerce zone.

The Europeans are the ones who better qualify the integration of their geographical region, while the Japanese in their majority do not know about benefits that the integration in their region offers them.

It is important to say that of the 9 surveyed countries in the present research, United States and Canada presented a very high percentage of “non response”.

In the experience of the IMO carrying out surveys in those two countries, a substantive increment of the “non response” phenomenon has been noted by attributable causes to the growing activity of the sales of goods and services through the telemarketing, the use of answer machines in an overwhelming majority of homes and to the overexploitation of surveys for commercial purposes, all of that, has become those societies without desires to answer the phones unless there is a identifiable voice or number belonging to someone close known.



The other component feeding the phenomenon of the “Non Response” of the citizens of the two countries of North America and specially in the case of the United States would be able to find its explanation in **“the spiral of the silence”** to which refers Elisabeth Noelle-Neumann when she defines to the public opinion “as that which can be aforesaid in public without risk of sanctions”, understanding these last ones as the produced by the confrontation with an antagonist opinion that can be majority. Therefore, those themes whose opinions can be appreciated too controversial generate indisposition to express an opinion on them.

That is why the percentages of the American “non response” in this study stands around the 50%. As point of reference, when the war of Iraq began, in March of 2003, the IMO carried out a national survey in the U.S.A. and the result was that the “non response” was placed in the 70%.

On 6 matters that were consulted for their approval or disapproval, in the 9 studied societies about the better or worse results in their corresponding regional integration projects, in Mexico, the U.S.A., Canada and Japan, the opinion found is that the best result has had in the free merchandise interchange, while in Europe the opinion is that the best result has had with the free movement of people.

In which refers to the worse result, it exceeds that in Mexico, in Europe and in Canada the major percentage is in a large extent the generation of employment, and in the United States and Japan is the frontier security and the free traffic of people (migration).

On the other hand, just in the United States people consider that their own standard of living (welfare) and theirs families have been increased since the beginning of the NAFTA, while in Mexico and Canada the opinion is that the population standard of living has not been improved. The same feeling is reproduced in Europe, whose citizens think that their personal-family standard of living have not been better since the start of the European Union, and an even more outstanding greater percentage in Japan consider the same condition since their participation in the APEC.



Except in Mexico, in all the other cases the societies show themselves supportive with the countries that integrate their own region regarding the outside of them in the case of an international conflict.

In Mexico was not found that characteristic of solidarity, perhaps because in its region is the globe superpower.

Regarding to the better results that are achieving in general terms the three large economic regions of the world (NAFTA EU, APEC), the Japanese think that is the European Union the one that is obtaining them, while the Europeans think that is the APEC. Canada thinks in a similar approach as the United States that is the European Union, and finally the Mexicans think that is the TLCAN.

Concerning to the TLCAN, one of the question presented to the nine polled countries was, which of the three countries that integrate it has turned out more benefited, to what in all the cases, with exception of the U.S.A., that is to say, Mexico, Canada, Europe as a whole and Japan, they think in a high degree that the most benefited country has been United States.

In sequence with previous ideas, everyone of the polled societies think that Mexico has been the country less benefited with the NAFTA and in this also is included the American opinion. The reading is that in the United States there are two groups who have opinion on different situations, which is verified in the most recent presidential election, where in the popular vote the Republicans had the 51% and the Democrats the 49%.



Changing to another subject, only the Mexicans and the Canadians consider that the countries that join together the NAFTA are prepared to advance in their process of integration and to build a Trinational North America Community, while United States, as well as Europe and Japan consider that are not. That is, if it was a matter of carrying to plebiscite to take or not the step toward the constitution of a trinational community, in Mexico and Canada would gain the “yes” and in the United States would gain the “not”. As the spectators, the Europeans and the Japanese, they believe that would gain the “not”.

The economic stability was found as the considering most important condition to cover for each one of the countries that would integrate the Trinational North American Community, in all the surveyed societies in the present work, on top of the frontier security, the levels of similar welfare and the democracy consolidated.

The surveyed societies were asked about what would be the proper approach for the three NAFTA member states to adopt in order to become a Trinational North America Community, and it was given them to choose among the configure of the European Union with common government bodies versus an approach with a minimal structure focused on the resolution of common problems. The result in all the cases except in Mexico was overwhelming in favor of this last approach of organization and just in Mexico the result almost was tied, although very slightly in favor of the minimum structure.

The unequal economic development was the most difficult problem mentioned by the polled societies to resolve in order to achieve the integration of a Trinational North American Community with common borders, free movement of people, free movement of goods and capital, more than the exploitation and use of energy (petroleum, natural gas, electricity, etc.), and the United States focus on national security.



Changing of economic region, the nine surveyed countries were asked if the European Union was in crisis due to France and Holland's rejection of the European Constitution, to what the outside of Europe nations believe not, while the Europeans think so; it could be said that inside Europe only France think that the European Union is not in crisis.

ON THE VISION OF THE 5 EUROPEAN SURVEYED SOCIETIES.

Within the group of countries that belong to the European Union it was found several discrepancies in the appreciation that they do of the processes of integration in the world and especially of the one that they have experienced.

One of the issues in which a divergent vision exists is on if United States, Canada and Mexico are prepared to advance in its process of integration, where again Spain thinks mainly so while the remainder considers that not. That discordance reflects itself also when they indicate the condition that in their opinion is the most important one to be able to think about a Trinational Community; the Germans indicate that the countries members should have democracies consolidated, Italy and United Kingdom incline for the economic stability, while France and Spain for similar levels of welfare.

In the event that the construction of a Trinational North American Community (TNAC) would be established, again the opinion about the type of structure to adopt results divided, while United Kingdom and Germany suggest to have an approach with minimum structure, Italy and Spain advise a similar model to the adopted in the EU; the French practically are divided between those two options.

The main problem that would face the project of the TNAC would be the unequal economic development, although the United Kingdom and France indicate the exploitation and use of the energy in the region, and Germany for its part indicates as important obstacle the United States focus on national security.



In general terms, it can be said that the most satisfied with the results obtained by their countries are the Spaniards and the Germans, while the most critical would be the French and the Italians. In the side of the United Kingdom's citizens, there is a much moderated optimism.

Evaluating the results obtained through the integration, it stands out the fact that the Germans emphasize in a notable way that the greater benefits have been obtained in matter of environmental protection. And, when the worse results are pointed out, the jobs generation rise above in Germany, followed very close with the same opinion by French and Italians.

Another aspect to emphasize is regarding to the family welfare, the five societies consider that they have not perceived an improvement in their standard of living, where the perception of the Italians greatly excels, since only one of each ten indicate that has been some improvement.

As for cohesion and solidarity, an united Europe is perceived, nevertheless is noted that the United Kingdom does not have a majority position in that sense, as has shown to have historically an inclination toward the United States.

In terms of the evaluation about the comparative success of the EU regarding other important economic regions, another opinion disparity is observed where the Spaniards consider that Europe is who has achieved the greater advances, while the other four see as more surpassed to the countries of the Association Economic Asia-Pacifico. In none of these countries is considered that the NAFTA is having the better results.

A last aspect that is perceived in a different manner is the current circumstance for which the European integration is going through due to the France and Holland's rejection of the European Constitution, since, while the French citizens does not consider that represent a serious problem, the inhabitants of the other four countries visualize that the advance of the European Union is in a crisis.



SECTION X

BIBLIOGRAPHY

Primary sources utilized in the current investigation:

1. "Building a North American Community: Report of the Independent Task Force on the Future of North America", Council on Foreign Relations, Consejo Mexicano de Asuntos Internacionales and the Canadian Council of Chief Executives.
2. "Creation of a North American Community: Declaration of the Presidents of the Independent Task Force on the Future of North America", Council on Foreign Relations, Consejo Mexicano de Asuntos Internacionales and the Canadian Council of Chief Executives.
3. "Interview of Jacques-René Rabier", Creator of the Eurobarometer, October 21st. of 2003.
4. "Public Opinion and Foreign Policy in Mexico and the United States: A Comparative Study", Centro de Investigación y Docencia Económicas, Consejo Mexicano de Asuntos Internacionales and the Chicago Council on Foreign Relations.
5. "Democracy, alternation, elections", Masterly Conferences of the Instituto Federal Electoral, presentation of Dr. Michelangelo Bovero, August 18th. of 2000.
6. "Which way does the pendulum of history swing?" of the Institute of Marketing and Opinion.
7. "The Mexican and Spanish Societies' opinion on the relations of Latin America and European Union" of the Institute of Marketing and Opinion.
8. "The spiral of the silence. Public Opinion: our social skin" by Elisabeth

Multinational Citizens' Survey in the group of the 7 most industrialized countries of the world [group of the 7 (G7)], plus Mexico and Spain on the possible integration of the Trilateral North American Community, as well as their political tendencies and assessment of their respective governments

IMO's Multinacional Survey
Regional Integration in the World in Opinion
of the G-7, Mexico and Spain Societies



Instituto de Mercadotecnia y Opinión
Member and Only Representative of Mexico in the ISSP
<http://www.imocorp.com.mx> • June of 2005

